

Nedlands
Primary School

BYOD 1:1
Parent Information
Booklet

Updated 19/09/2024

Welcome

Nedlands Primary School teachers are progressive with their use of technology in the classroom. Our school aims to prepare our students for high school, and beyond.

"Educating 21st Century Learners"

Students in Year 4, 5 and 6, 2025, are invited to bring their own iPad to school every day.

The 1:1 iPad program is voluntary. Students who do not have their own device have some access to school iPads. These are used on a rotational basis between the Learning Areas and available as often as practical.

It is critical parents support their child's learning by ensuring the iPad is sent to school each day, is fully charged, and has all the required apps installed with updates regularly maintained.

All iPads that are brought to school as a BYOD device will be enrolled into our Mobile Device Management software. As a school we will purchase the required apps for learning. This process enables your child and the teacher to make the most use of the device both at school and at home.

Digital technologies are increasingly transforming the way we work, live, learn and play, offering new opportunities better tailoring educational choices, and unprecedented access to services and resources. Social media, online games, multimedia, cloud computing, systems and mobile learning have become a pervasive and necessary part of everyday life.

Mobile devices, such as iPads, and their associated apps can be used in educational settings as an annotation tool; to enable creation and composition; facilitate social networking; and provide rich tools to capture and edit video, audio and images. The portability, flexibility, and natural intuitive interfaces make tablets ideal devices for students to develop skills, such as creativity, innovation, communication and collaboration.

The jobs of tomorrow require critical thinking, analysis, and problem solving as skills, and the programs at Nedlands Primary School ensure our students are ready for the workforce of the future.

We are resilient.
We are respectful.
We are responsible.
We are safe.

Purchasing Options

You may purchase your students BYOD 1:1 iPad from any provider. We don't mind and would prefer that you shop around for a great price. Nedlands Primary School has partnered with Solutions IT who offer iPads to families at a discounted rate.

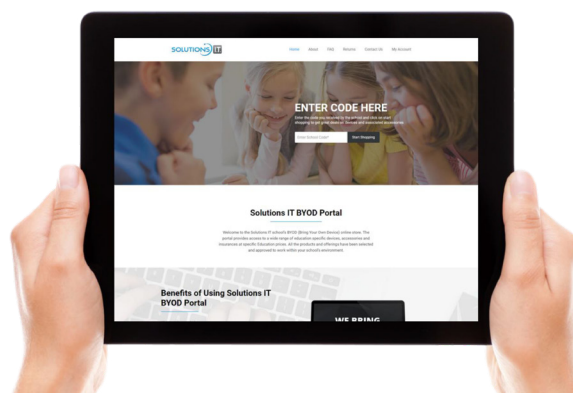


Purchasing Portal: <https://byod.solutionsit.com.au/>

School Code: NPS6009

Benefit of purchasing through Solutions IT?

- Discounted education pricing.
- Local service options.



Please consider your options when purchasing.

Financial Assistance may also be available for families from WA NILS, Vinnies and the Salvation Army.

Classroom Experience



Apple Classroom

Apple Classroom integrates BYOD and School Owned Devices with a Classroom Management solution for teachers. Classroom turns the iPad into a powerful teaching assistant, helping a teacher guide students through a lesson, see their progress, and keep them on track. With Classroom, you can easily launch the same app on every student device at the same time, or launch a different app for each group of students. Classroom helps teachers focus on teaching so students can focus on learning.



Class Dojo - Student Portfolios

Class Dojo continues to be an app of importance when it comes to parent communication, and also student digital portfolios. Students are taught how to add work samples to their private Dojo portfolios, and this work is immediately able to be viewed by parents for feedback. Parents will also use this app to keep up to date with important class news from their Teachers and school news from the school Administration Team.



Microsoft 365 - Online Learning Platform

All Department of Education WA students have access to the Microsoft 365 Suite. This suite of Tools includes Word, Powerpoint, OneNote, Teams and many other powerful apps for learning. These apps can also be installed on up to 5 devices (including home computers) to assist with student learning. Microsoft 365 will be used in class to increase the experience of integrated learning in the following ways.

- Collaboration
- Research
- Multimedia
- Assignments
- Coding
- Revision
- Class resources
- Sharing



Nedlands Learning Suite

Personalised learning paths and differentiated practice is made possible with the learning tools that are assigned to students for learning. The I Do, We Do, You Do model, allows for explicit teaching of concepts, and then allows for differentiated practice to occur for all learners.

All other required apps are thoughtfully selected by staff, and all apps are based on curriculum needs of the students. All apps and resources require final approval by the Principal.

Apps consent is sent home at enrollment through our 'Third Party Consent' form, and if any adjustments are made, additional requests will be made to families. At the end of each year an application audit will occur to ensure that required apps continue to create the best learning environment for students. A third-party website is any website that is not managed by the Department of Education. If students are required to create an account or student personal information is required on a third-party website a Third-Party Website Consent form must be completed by the students' parents/guardians.

What Have We Learned Over the Years

The adoption of Bring Your Own Device (BYOD) is now the norm in primary school settings, reflecting the growing desire to grant students greater access to technology. This shift towards BYOD carries substantial benefits in the realm of 21st-century learning and teaching, fostering enhanced collaboration and student engagement.

Nevertheless, the implementation of BYOD in schools is not without its share of challenges, which encompass concerns over data security, the digital divide, and compatibility issues. The integration of BYOD into classroom instruction yields multiple advantages.

Beginning with learner motivation and engagement, modern research underscores the positive impact of technology on student engagement and academic performance. Notably, this effect is heightened when students utilize their own devices, as it allows a sense of ownership and personal connection to the learning process.

Furthermore, the introduction of BYOD streamlines organization and workflow. With students equipped with their personal devices, the need for toggling between different tools dissipates. Instead, they can consolidate all coursework and homework onto a unified platform. This not only boosts productivity but also empowers students to study more efficiently. Moreover, this environment allows educators to devise captivating lessons that sustain student interest and involvement.

BYOD also empowers teachers to explore more flexible and creative approaches to diversify their teaching methods, thereby enhancing student learning. The knowledge that students have access to their devices enables instructors to leverage educational software and applications for better assessment and targeted feedback. This facilitates a personalized learning experience, aids in tracking student progress, and ensures that students remain on course to achieve their academic goals. In essence, BYOD serves as a catalyst for a dynamic and responsive learning ecosystem that harnesses the full potential of 21st-century soft skills.

Our program is in to line with all of our Netowrk high schools, where Technology programs are mandatory, and students are expected to purchase devices that can cost thousands of dollars. A cost effective, and rugged iPad, gives families and students an opportunity to manage a cheaper device, and learn about management and responsibility in the home.

We thoroughly recommend that families look into the resources provided in this package, as a way to discuss how technology can be brought into the home, as well as develop home family contracts to support your families values and expectations.

Learning Skills



critical thinking



creativity



collaboration



communication



<https://www.esafety.gov.au/parents>

The Office of the eSafety Commissioner strives to deliver comprehensive, compassionate and people-focused services. To this end, this government agency focuses on:

- Protection – through statutory content, reporting schemes and investigations
- Prevention – through research, education programs and awareness raising
- Proactive systemic change – by staying ahead of technology trends and supporting industry to Develop safer online products as part of our Safety by Design initiative.

Before you delve into the world of BYOD or allowing technology into the home, we strongly recommend that you use the following resources with your children:

Are they old enough? – “When is your child old enough to take their first online steps and begin to explore on their own? How soon are they ready for smartphones and social media accounts?”

<https://www.esafety.gov.au/parents/issues-and-advice/are-they-old-enough>

Screen time – “There is no magic figure. The right amount of screen time can depend on a range of factors like your child’s age and maturity, the kind of content they are consuming, their learning needs and your family routine.”

<https://www.esafety.gov.au/parents/issues-and-advice/screen-time>

Good habits start young - Even for preschool children, it is never too early to instill good habits, and as your child gets older it is useful to keep reminding them of these basic digital intelligence principles: respect, empathy, critical thinking, responsible behaviour and resilience.

<https://www.esafety.gov.au/parents/issues-and-advice/good-habits-start-young>

There is also a publication titled ‘**Online Safety – a Guide to Parents and Carers**’ and this is available for download from <https://www.esafety.gov.au/parents> in the following languages:

- English
- Spanish
- Simplified or Traditional Chinese
- Italian
- Greek

Family Tech Agreement

As the years have gone on, we have noticed that the most successful families who have technology in the home have an open and transparent relationship with their devices. There are clear boundaries set, and families encourage appropriate and timely use of devices, with a focus on interpersonal connection above connection with devices.

The following information has been sourced from:

<https://www.esafety.gov.au/parents/resources/family-tech-agreement>

<https://www.esafety.gov.au/parents/children-under-5/family-tech-agreement-for-under-5s>

A family tech agreement is a set of rules about how devices, like smartphones, tablets, computers, TVs and gaming consoles are used in your home. Start the chat with your family and develop an agreement that will suit the age and needs of your children.

When your child is around three years old, it's a good idea to make a family tech agreement together. This is when children are recognising rules, so you can build on this understanding in a fun way to talk about online safety and set some guidelines.

It takes a whole family to be safe online.

This agreement is designed to help your family have a smoother time around technology in your home and promote safer online experiences. You can use these guidelines to write a set of rules together and then display them in the home in a place where everyone will see them, like on the fridge.

From an early age, children are recognising rules, so you can build on this understanding in a fun way to talk about online safety and set some guidelines. Talking with your child about these rules will help to develop their critical thinking and self-regulation skills and encourage them to build good habits around technology. It can also help them to understand how the internet and networked technologies operate, which in turn explains the importance of online safety.

Share your family tech agreement with the parents from your year group and share the experiences to grow as a community.

Our Family Tech Agreement Date: _____

The Play School toys are here to help us remember how to stay safe online and use devices in our home. Put each family member's name or initial above a box. If the rule applies to them, tick the box when they agree to do the action.


1. I will ask before I use a device or play a new game online.

2. I will only use devices in shared spaces like the lounge room, family room or kitchen.

3. I will only talk to people I know when I chat, message, email or video call online.

4. I will take turns and use kind words when I play with technology.

Statements	Discussion points
I will ask permission before I download any new apps and games.	<ul style="list-style-type: none"> Ensure your child only downloads apps and games that you have approved. Put your child in the driver's seat. Exploring new apps and games together is a good way to keep lines of communication open. Discuss the privacy settings attached to apps and games and explain that apps can be customised to ensure they are safe and set up according to your family's needs. Read eSafety's parent guide to popular apps for information about age requirements, settings and safety checks.
I will not share my passwords or personal information with anyone online.	<ul style="list-style-type: none"> Discuss what 'personal information' means and why it's important to keep some details private, like a person's full name, date of birth, contact information and passwords. Talk about sharing passwords. Could you make a rule in your house to only share passwords with parents, for example? What is appropriate and inappropriate to share? Ask your child if they would give their classmates the keys to your house or alarm code? Would they tell a stranger on the street what your home address is? Explore the different ways you can help your child to stay in control of their privacy and information.
I will only chat online with people I know - like my friends and family - even when I'm gaming.	<ul style="list-style-type: none"> Unwanted contact is considered any type of online communication that your child finds unpleasant or upsetting, or that leads them into a situation where they may be unsafe. This can happen even if they initially welcomed the contact. It can come from strangers, online 'friends' your child has not met face-to-face, or from someone they actually know. Think of some examples when your child might be chatting to people online. Discuss why they should only talk to people who they have met offline and actually know. Be aware that a risk of socialising online is 'grooming' which is when someone builds a relationship with a child in order to sexually abuse them. Find out how to counter the risk of unwanted contact and grooming.
I will respect the limits placed on my time online.	<ul style="list-style-type: none"> Decide together how much time your child will spend on their device per day or per week and add it to the poster - in the extra space provided. For example, I will only use my device for an hour each weekday. Ensure your child knows how to manage this time limit. Could they use an alarm to remind them? Are there parental controls on the device? Find out how to use parental controls and other tools to manage online safety in your home.



JAMF Parent Controls for Home



Modern kids have never known a time when they couldn't connect to the entire world via the internet. In fact, they probably spend more time online than anyone else—certainly more than their parents.

A major factor in the decision to utilise the Jamf School Management system was to ensure that the school and home balance of the iPad can be effectively managed by all parties.

Using Jamf Parent, you can do many things that protect your child online. Create locations so you can always view the approximate location of their device or allow and restrict apps so you can choose which apps your child can use. You can set Device Rules which come in handy if you would like to schedule several rules for a set period of time that occur regularly; for example, the availability of specific apps or device functionalities during homework time or bedtime.

Parental control software is no substitute for good communication. If you don't want your kids to visit unsafe, unsavory, or inappropriate sites, talk to them about your concerns. We recommend that you also take the time to convince your older kids that you'll respect their privacy while still monitoring their online actions, a promise you should strive to uphold. We prefer software that embraces this kind of collaborative approach, rather than apps that covertly spy on kids. If your kids see you as big brother, it's a safe bet that they'll find ways to outsmart you and evade even the most sophisticated systems. As tech addiction increasingly becomes a problem, it's important to instill the value of good device habits on to your children as well.

If you wish to install the JAMF Parent Application, please read the following steps:

1. Download the JAMF Parent App
 - Jamf Parent iOS App
<https://apps.apple.com/app/jamf-parent/id1458797105>
 - Jamf Parent Google Play App
https://play.google.com/store/apps/details?id=com.jamf.parent&hl=en_AU&gl=US
 - Jamf Parent Web App URL
<https://wadoe5344.jamfcloud.com/parent/>
2. Open the JAMF Student Application on your child's BYOD Device



3. Click on the 'avatar icon' on the top left side of the app, and press 'Authorise Parent',
4. Open the JAMF Parent App on your own device, and press on 'Scan QR Code'



5. Apply settings on your device and these will occur remotely on your child's BYOD Device.

Device Requirements

To ensure that all devices purchased and supplied for student use will meet the needs of the student, school infrastructure and Department of Education requirements, we recommend the following devices.

Device Requirements

Recommended Device

- Apple iPad (Late 2018) or Newer
- Minimum 9.7 Inch

Non-Supported Models

- Apple iPad Mini
- Any non-Apple device

Required Accessories

- Headphones
- Rugged case for sufficient protection
- (Recommended) Bluetooth Keyboard or Similar



Safety and Security

Students are expected to adhere to the ICT Acceptable Use Policy and follow the 1:1 Device Usage Policy guidelines whilst using Parent Funded Devices connected to the school network. This can be found on our website.

- Students are required to maintain and clean their device and immediately report any damage to their teacher.
- Student devices are to be enrolled in the school Mobile Management System. Utilising this system, the school will be responsible for providing all required education applications on a loan basis.
- Students are required to have Bluetooth and WiFi switched on whilst at school.
- Students are required to inform the teacher or others when using the camera and audio recording functions and are reminded that they must not publish photographs to any online network or social media application.

What happens if my iPad gets lost or damaged?

- Lost – A claim will need to be made through either the home insurance policy (iPad would need to be added as a portable item on policy).
- Damaged/stolen – iPad incident report is filed for parental reference. Damaged iPads can be repaired through Apple, Solutions IT or an Authorised Apple Repair Agent.
- Because of Jamf, Stolen iPads may be able to be tracked and will be locked remotely, rendering them unusable by anyone until unlocked.

PLEASE DO NOT SET UP YOUR BYOD IPAD

To add a BYOD iPad to the school network, Nedlands Primary School will enroll your child's device in our Mobile Device Manager (MDM) JAMF. This software provides over-the-air centralised management, diagnostics, and monitoring for the iPads in our school network. This software aims to improve the security of BYOD initiatives by enforcing data encryption, remotely wiping lost devices, and even restricting network access to managed devices.

JAMF makes it easy to securely support BYOD — without extra appliances, licenses, or complex configuration. This includes the installation and management of school owned apps. JAMF also has a parent access page, so parents can set restrictions to best assist with the monitoring of iPad use in the home.

You are not required to install or buy any apps for consumption at school. We will automatically provide access for students to the required apps. This will automatically happen every school day.

PLEASE DO NOT SET UP YOUR BYOD IPAD

Once you receive and open your iPad, please do not set it up. The first step is for the school to add it to our management software. Once it has been added, parents and students are welcome to continue setting the iPad up, including connecting it to home WiFi, iTunes and iCloud. It is recommended that you input a pin number or secure your child's device with their fingerprint.

iPads That Have Already Been Setup

If you have already set up the iPad, please **log out** of iCloud and Find My iPad and then erase all content and settings. The school will assist you to do this. When a new iPad is brought into Nedlands PS, staff will enroll the student devices to our MDM. This is not required, nor can it be completed by parents at home.

iTunes Accounts

Parents are **not** required to create iTunes accounts to use BYOD accounts. iTunes accounts are required for families to download apps at home. The school does not require an iTunes account to add apps to the BYOD iPads. This is an easy way for families to monitor and limit what is added to their children's devices.

Restrictions

Parents are reminded about the implications of allowing children to access services that they are not permitted to access at home. In recent years, most issues in the school yard start from an online setting (social media, social online gaming etc.)

If you have any concerns about student well being online, please access the Office of the E-Safety Commissioner at esafety.gov.au

Classroom Access and Security

Students in Department of Education sites, including Nedlands Primary School can access the internet and intranet from their devices using their Student Account Login. This login is granted to students based on the acceptance of the Nedlands Primary School Terms of Use Agreements. These policy documents are as follows (and are available at all times for download from the Nedlands PS website).

- ICT Acceptable Use Policy and Electronic Communications Guidelines (Student)
 - Acceptable Use Agreement (K-3)
 - Acceptable Use Agreement (4-6)

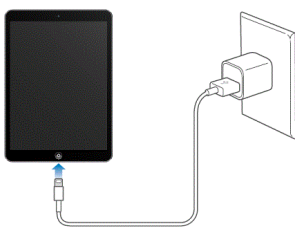
Whilst on school grounds, iPads are required to be connected to both WiFi and Bluetooth using Wireless-5 and the Connect Account Login - these connections must be active at all times. Data that is transferred over this network is monitored and filtered using the Department of Education Fortigate Filter. This ensures the safety of students on the network by limiting their access to external web sites and applications. Login is completed in the Settings screen.

Student Responsibilities At School

As BYOD students at Nedlands PS, students will:

- Use their devices in a responsible and ethical manner.
- Bring their device to school fully charged - Devices will not be able to be charged at School.
- Follow the school's ICT Acceptable Use Policy.
- Report any behaviour that is not in line with the school's ICT Acceptable Use Agreement to their teacher
- Store their device appropriately in a designated area within their classroom when the devices are not in use to help protect their device, work and information.
- Report any damages that may occur to their teacher immediately.
- Use the internet in a safe and appropriate manner (as set out by the school's 'ICT Acceptable User Agreement') and will report any inappropriate or offensive material to their teacher so that the school can block those sites.
- Respect and look after all devices, including their own, other students' and the school's devices.
- May not use devices to record, transmit, or post photographic images or video of a person or persons during school hours or during school activities, unless otherwise allowed by a teacher.

Student Responsibilities at Home



Activate your charger every night! Your iPad must come to school each day, fully charged.



Clean your iPad, including any data that can be erased (photos, videos)



Bag that iPad! Make sure you come to school prepared with your device.



Practice good iPad home etiquette. This includes monitored screen time and awareness of the dangers of blue light into the evening.

Frequently Asked Questions

Why BYOD?

Bring Your Own Device allows students to have one-to-one time on a device that is set up to their specifications for their learning. This has many benefits, including:

- Enabling students to take increasing responsibility for their own learning
- Empowering students to learn at a pace and place as well as a way which suits them
- Teaches students how to discern what tool will best help with their learning
- and enabling teachers to more easily implement personalised learning
- Prepares students for a future where they are likely to be working in an environment with increasing amounts of technology and IT/collaborative/cloud based tools.

How long will my child spend on their device?

At Nedlands Primary School we will be providing a style of 'Redefined Integrated Learning' in our BYOD classes. This means that students will enjoy learning both with their devices and also with more traditional means of learning, as both are valid. Keeping in mind the considerable investment that is made on the devices, teachers will endeavor to utilise devices as much as possible during the school day, as well as using them for home tasks. Students will also be encouraged to take breaks from their screen in what is considered good practice for this type of learning.

How will the device be kept safe at school?

BYOD Classrooms will have procedures in place for looking after devices when they are not in use or students are out of the classroom. Although every effort will be taken to keep devices safe by both the students and the teachers, the overall responsibility lies with the student to follow these procedures to ensure the safety of their device. Daily checks on 'iPads in Bags' will be common language in the classroom at the completion of each day.

Which device will best met our needs?

Our Technologies Committee has spend substantial time researching other school BYOD 1:1 programs and have identified the Apple iPad as our BYOD device.

Why iPad?

The iPad and AppStore allow teaching staff to expose students to learning that balances creativity with critical thinking to enhance learning experiences. By ensuring all devices are consistent, the school can utilise common language to ensure a smooth and equal learning experience.

Do other schools have a BYOD 1:1 program?

More and more schools are establishing a BYOD 1:1 program each year. Utilising research completed by other schools, we have formulated our school plan and documentation for Staff and Parents.

Will devices need to be insured, and by whom?

Yes, it is highly recommended that devices are insured. This will remain the responsibility of parents. Please consider that devices may be simply added to most home insurance policies and this should cover them at school too. We suggest that you discuss this with your insurance provider.

Can we choose an alternate/non-iPad device?

No. To maximize program effectiveness a common device is essential. This allows teachers to develop common language, procedures and app integration to support student learning.

How will internet access be monitored?

Direct internet access will be monitored by individual classroom teachers. To support this, protections and web filters are already in place via the Department of Education Fortigate software. These protections restrict student access from accessing inappropriate websites and will be used to secure certain aspects of iPad app usage, for example, gaming and social media use.

Frequently Asked Questions (Continued)

Where should parents go to buy devices?

Parents are able to choose any retailer to purchase an iPad. We recommend that you research the market to find the best deal. We have established business relationships with Solutions IT who can provide you with education pricing, however, we still recommend that you check pricing with external suppliers.

What is the life expectancy of an iPad?

<https://www.apple.com/au/legal/statutory-warranty/au/>

Apple provides a 1 year limited warranty on iPads. This covers any manufacturing issue that may impact the device in the first one year period. You have statutory rights as guaranteed by the Australian Consumer Law that surpass the warranty being provided by Apple. We can confidently state that iPads, when cared for, will surpass this two year period. This is the reason for choosing the iPad for our program.

What is the school's responsibility when social media or online harassment issues are discovered?

Nedlands Primary School will contact all parents involved with any cyber bullying related incidents. Any social media accounts that are discovered will be forwarded on to the social media provider for deletion

What happens if my iPad gets lost or damaged?

- Lost – A claim will need to be made through either the home insurance policy (iPad would need to be added as a portable item on policy).
- Damaged/stolen – iPad incident report is filed for parental reference. Damaged iPads can be repaired through Apple, Solutions IT or an Authorised Apple Repair Agent.
- Because of Jamf, Stolen iPads may be able to be tracked and will be locked remotely, rendering them unusable by anyone until unlocked.

Will my child's personal iPad be shared?

No, your child's iPad is only for their personal use only.

Can my child's iPad stay at school?

As a part of the iPad Promise, iPads will need to be taken home and charged each day. This remains the responsibility of every student.

If you have any further questions, please don't hesitate to ask.

